



Light Up Your Brands

Get More Impulse Sales

Commercial Refrigerator Manufacturer


Since Year 1998

500+ Workers

3 Workshops

150,000 Pieces Annual Capacity

80+ Exporting Countries



Serving More Than 100 Brands Globally



01-04
Mini Cooler



05-08
Can Cooler



09-10
Glass Cooler



15-16
Single Door Cooler



17-20
Multi Door Cooler



25-26
Back Bar Cooler



27-28
Wine Cooler



29-30
Sub Zero Cooler



31-32
Open Top Cooler



33-34
Open Front Cooler



35-36
Mini Freezer



37-40
Can Freezer



41-42
Upright Freezer



43-44
Chest Freezer



45-46
LCD Cooler



47-48
Cardboard Cooler

Mini Cooler



Recessed Handle

- Elegant and comfortable.



Inside Drainage Hole

- Easy clean and dry. Any inside water will go through the hole to bottom tray smoothly.



Self-evaporation Water Tray

- With hot condenser pipe to evaporate the water automatically. Convenient for users.



Adjustable Legs

- Stable and fit for uneven counters.



Static Cooling

- Fast cooling. Even inside temperature.



Inside LED Light (Spec: 2835, 25 Lumen)

- Extra big and bright for attraction. Full illumination for each layer.



Heavy Duty Shelves

- Adjustable for merchandising. 15 kg Load endurance / shelf.



Double Layers Glass Door

- Self-closing. Safety tempered glass.





▲ T-12



▲ T-25



▲ T-15



▲ T-50



▲ T-80



▲ Toolbox Fridge

Model	Cooling System	Temperature	Capacity	Dimensions(WxDxH)		Weight Net/Gross	Loading 20'FT/40'GP/40'HQ
				Exterior	Packing		
T-12	Static Cooling	2 ~ 8 °C (35 ~ 46 °F)	12 L (0.42 Cu.Ft)	230x290x500 mm (8.9"x20.2"x20.1" inch)	270x550x545 mm (10.6"x21.7"x21.5" inch)	14 / 17 kg (30.8 / 37.5 lbs)	360 / 672 / 672
T-15	Static Cooling	2 ~ 8 °C (35 ~ 46 °F)	15 L (0.53 Cu.Ft)	575x360x270 mm (22.6"x14.2"x10.6" inch)	635x425x360 mm (25.0"x16.7"x14.2" inch)	15 / 17 kg (33.1 / 37.5 lbs)	343 / 651 / 744
T-25	Static Cooling	2 ~ 8 °C (35 ~ 46 °F)	25 L (0.9 Cu.Ft)	350x410x482 mm (13.8"x16.1"x19.0" inch)	385x475x550 mm (15.2"x18.7"x21.7" inch)	18 / 20 kg (39.7 / 44.1 lbs)	288 / 600 / 600
T-50	Fan Assisted Cooling	2 ~ 8 °C (35 ~ 46 °F)	50 L (1.7 Cu.Ft)	430x520x510 mm (16.9"x20.5"x20.1" inch)	480x555x580 mm (18.9"x21.9"x22.8" inch)	24 / 26 kg (52.8 / 57.2 lbs)	220 / 440 / 550
T-80	Fan Assisted Cooling	2 ~ 8 °C (35 ~ 46 °F)	80 L (2.8 Cu.Ft)	430x525x760 mm (16.9"x20.7"x29.9" inch)	480x575x810 mm (18.9"x22.6"x31.9" inch)	29 / 31 kg (63.8 / 68.2 lbs)	123 / 264 / 288
Toolbox Fridge	Static Cooling	2 ~ 8 °C (35 ~ 46 °F)	50 L (1.8 Cu.Ft)	440x510x810 mm (17.3"x20.1"x31.9" inch)	520x580x830 mm (20.5"x22.8"x32.7" inch)	35 / 38 kg (77 / 83.6 lbs)	80 / 160 / 240



Mini Cooler




Illuminated Light-box

- With bright LED inside. Awesome for display and advertising with your logo.



Fan Assisted Cooling

- Fast cooling. Even inside temperature.



Full Length Handle

- Elegant and comfortable.




Self-evaporation Water Tray

- With hot condenser pipe to evaporate the water automatically. Convenient for users.



FBI Lighting System

- Full length on doorframe. Brighter illumination. Instant replacement.



Heavy Duty Shelves

- Adjustable for merchandising. 15 kg Load endurance / shelf.




Double Layers Glass Door

- Self-closing. Safety tempered glass.



Inside Drainage Hole

- Easy clean and dry. Any inside water will go through the hole to bottom tray smoothly.



Adjustable Legs

- Stable and fit for uneven counters.





▲ T-50L



▲ T-80L



Model	Cooling System	Temperature	Capacity	Dimensions(WxDxH)		Weight Net/Gross	Loading 20'FT/40'GP/40'HQ
				Exterior	Packing		
T-50L	Fan Assisted cooling	2 ~ 8 °C (35 ~ 46 °F)	50 L (1.8 Cu.Ft)	430x465x810 mm (16.9"x18.3"x31.9" inch)	460x515x885 mm (18.1"x20.2"x34.8" inch)	26 / 28 kg (57.2 / 61.6 lbs)	132 / 276 / 345
T-80L	Fan Assisted cooling	2 ~ 8 °C (35 ~ 46 °F)	80 L (2.8 Cu.Ft)	470x465x955 mm (18.5"x18.3"x37.6" inch)	510x510x1030 mm (20.1"x20.1"x40.6" inch)	31 / 33 kg (68.2 / 72.6 lbs)	88 / 184 / 230



Can Cooler



Injection Plastic (ABS) Door Frame

- Integrated design. Elegant, fashionable and strong.



Inside LED Strip (Optional)

- Highlight your inside drinks. Available in various Colours.



Inside Baskets (Optional)

- Easy to Load & take out for quick stock rotation.



Injection Plastic (ABS) Top / Bottom Frame

- Integrated design. Elegant, fashionable and strong.



Self-evaporation Water Tray

- With hot condenser pipe to evaporate the water automatically. Convenient for users.



Transparent Glass Door

- Safety tempered glass with one full piece design. Clear display and easy access of inside drinks.



Static Cooling

- Fast cooling. Even inside temperature. Inside fan & basket are optional.



Inside Drainage Hole

- Easy clean and dry. Any inside water will go through the hole to bottom tray smoothly.



4 Universal Casters

- Easy move and stop anywhere. Endure at least 4 km outdoor moving for events.





▲ CC-40A



▲ CC-50A



▲ CC-65A



▲ CC-77A

Model	Door Type	Temperature	Capacity	Dimensions(WxDxH)		Weight Net/Gross	Loading 20'FT/40'GP/40'HQ
				Exterior	Packing		
CC-40A	Glass Lid	2 ~ 8 °C (35 ~ 46 °F)	40 L (1.4 Cu.Ft)	448x448x775 mm (17.6"x17.6"x30.5" inch)	460x460x825 mm (18.1"x18.1"x32.5" inch)	22 / 25 kg (48.4 / 55 lbs)	180 / 375 / 375
CC-50A	Glass Lid	2 ~ 8 °C (35 ~ 46 °F)	50 L (1.8 Cu.Ft)	448x448x875 mm (17.6"x17.6"x34.4" inch)	460x460x925 mm (18.1"x18.1"x36.4" inch)	23 / 26 kg (50.6 / 57.2 lbs)	120 / 250 / 375
CC-65A	Glass Lid	2 ~ 8 °C (35 ~ 46 °F)	65 L (2.3 Cu.Ft)	448x448x1000 mm (17.6"x17.6"x39.4" inch)	460x460x1050 mm (18.1"x18.1"x41.3" inch)	24 / 27 kg (52.8 / 59.4 lbs)	120 / 250 / 300
CC-77A	Glass Lid	2 ~ 8 °C (35 ~ 46 °F)	77 L (2.7 Cu.Ft)	448x448x1100 mm (17.6"x17.6"x43.3" inch)	460x460x1150 mm (18.1"x18.1"x45.3" inch)	27 / 30 kg (59.4 / 66 lbs)	77 / 170 / 170



Can Cooler



Injection Plastic (ABS) Door Frame

- Integrated design. Elegant, fashionable and strong.



Inside LED Strip (Optional)

- Highlight your inside drinks. Available in various Colours.



Inside Baskets (Optional)

- Easy to Load & take out for quick stock rotation.



Injection Plastic (ABS) Top / Bottom Frame

- Integrated design. Elegant, fashionable and strong.



Self-evaporation Water Tray

- With hot condenser pipe to evaporate the water automatically. Convenient for users.



Transparent Glass Door

- Safety tempered glass with flip-flop design. Clear display and easy access of inside drinks.



Static Cooling

- Fast cooling. Even inside temperature. Inside fan & basket are optional.



Inside Drainage Hole

- Easy clean and dry. Any inside water will go through the hole to bottom tray smoothly.



4 Universal Casters

- Easy move and stop anywhere. Endure at least 4 km outdoor moving for events.





Model	Door Type	Temperature	Capacity	Dimensions(WxDxH)		Weight Net/Gross	Loading 20'FT/40'GP/40'HQ
				Exterior	Packing		
CC-40B	Glass Lid	2 ~ 8 °C (35 ~ 46 °F)	40 L (1.4 Cu.Ft)	448x448x740 mm (17.6"x17.6"x29.1" inch)	460x460x790 mm (18.1"x18.1"x31.1" inch)	20 / 23 kg (44 / 50.6 lbs)	180 / 375 / 375
CC-50B	Glass Lid	2 ~ 8 °C (35 ~ 46 °F)	50 L (1.8 Cu.Ft)	448x448x840 mm (17.6"x17.6"x33" inch)	460x460x890 mm (18.1"x18.1"x35" inch)	21 / 24 kg (46.2 / 52.8 lbs)	120 / 250 / 375
CC-65B	Glass Lid	2 ~ 8 °C (35 ~ 46 °F)	65 L (2.3 Cu.Ft)	448x448x965 mm (17.6"x17.6"x38" inch)	460x460x1015 mm (18.1"x18.1"x40" inch)	22 / 25 kg (48.4 / 55 lbs)	120 / 250 / 300
CC-77B	Glass Lid	2 ~ 8 °C (35 ~ 46 °F)	77 L (2.7 Cu.Ft)	448x448x1065 mm (17.6"x17.6"x42" inch)	460x460x1115 mm (18.1"x18.1"x43.9" inch)	25 / 28 kg (55 / 61.6 lbs)	120 / 250 / 250
CC-85B	Glass Lid	2 ~ 8 °C (35 ~ 46 °F)	85 L (3 Cu.Ft)	565x565x840 mm (22.2"x22.2"x33.1" inch)	580x580x890 mm (22.8"x22.8"x35" inch)	26 / 29 kg (57.2 / 63.8 lbs)	80 / 160 / 240



Glass Cooler

Heavy Duty Shelves

- Adjustable for merchandising. 15 kg Load endurance / shelf.

4 Vertical LED Lights (Spec: 2835, 25 Lumen)

- Extra big and bright for attraction. Full illumination for each layer.

Recessed Handle

- Elegant and comfortable.

Inside Drainage Hole

- Easy clean and dry. Any inside water will go through the hole to bottom tray smoothly.

Adjustable Legs

- Stable and fit for uneven counters.

Digital Temperature Controller

- With LED readout for inside temperature and automatic defrost timer.

Low-E Glasses

- Energy saving. Transparent to showcase your drinks in 360 degrees.

Flexible Height

- Product height could be custom to fit various bottle heights in 2 / 3 / 4 layers.

Double Layers Glass Door

- Self-closing. Safety tempered glass. Low E.

Self-evaporation Water Tray

- With hot condenser pipe to evaporate the water automatically. Convenient for users.

Dynamic Cooling

- Fast cooling. Even inside temperature.





▲ G-45



▲ G-65



▲ G-120

Model	Cooling System	Temperature	Capacity	Dimensions(WxDxH)		Weight Net/Gross	Loading 20'FT/40'GP/40'HQ
				Exterior	Packing		
G-45	Dynamic Cooling	2 ~ 8 °C (35 ~ 46 °F)	45 L (1.6 Cu.Ft)	390x410x655 mm (15.4"x16.1"x25.7" inch)	455x440x695 mm (17.9"x17.3"x27.4" inch)	32 / 34 kg (70.4 / 74.8 lbs)	195 / 405 / 405
G-65	Dynamic Cooling	2 ~ 8 °C (35 ~ 46 °F)	65 L (2.3 Cu.Ft)	390x410x825 mm (15.4"x16.1"x32.5" inch)	455x440x865 mm (17.9"x17.3"x34.1" inch)	38 / 40 kg (83.8 / 88.2 lbs)	130 / 270 / 405
G-120	Dynamic Cooling	2 ~ 8 °C (35 ~ 46 °F)	120 L (4.2 Cu.Ft)	525x545x825 mm (20.7"x21.5"x32.5" inch)	575x595x875 mm (22.6"x23.4"x34.4" inch)	64 / 66 kg (141.1 / 145.5 lbs)	72 / 160 / 240

Remarks: Product height could be custom to suit various can / bottle size.



Slim Cooler



Illuminated Light-box

- With bright LED inside. Awesome for display and advertising with your logo.



Heavy Duty Shelves

- Adjustable for merchandising. 30 kg Load endurance / shelf.



Metal Handle

- Could be accessed from either side, suitable for left or right-handed. Could be any color, length and logo.



Self-evaporation Water Tray

- With hot condenser pipe to evaporate the water automatically. Convenient for users.



Adjustable Legs

- Stable and fit for uneven floors.



Fan Assisted Cooling

- Hidden behind light-box for bigger inside capacity. Fast cooling. Even inside temperature.



FBI Lighting System

- Full length on doorframe. Brighter illumination. Instant replacement.



Double Layers Glass Door

- Self-closing. Safety tempered glass.



Inside Drainage Hole

- Easy clean and dry. Any inside water will go through the hole to bottom tray smoothly.





▲ CSL-120B



▲ CSL-160
 CSL-260



▲ CSL-280



▲ CSL-280B

Model	Cooling System	Temperature	Capacity	Dimensions(WxDxH)		Weight Net/Gross	Loading 20'FT/40'GP/40'HQ
				Exterior	Packing		
CSL-160	Fan Assisted Cooling	2 ~ 8 °C (35 ~ 46 °F)	160 L (5.7 Cu.Ft)	390x480x1880 mm (15.4"x18.9"x74" inch)	450x530x1950 mm (17.7"x20.9"x76.8" inch)	60 / 63 kg (132 / 138.6 lbs)	55 / 110 / 139
CSL-260	Dynamic Cooling	2 ~ 8 °C (35 ~ 46 °F)	260 L (9.2 Cu.Ft)	450x570x1975 mm (17.7"x22.4"x77.8" inch)	495x630x2045 mm (19.5"x24.8"x80.5" inch)	82 / 85 kg (180.4 / 187 lbs)	40 / 84 / 108
CSL-280	Dynamic Cooling	2 ~ 8 °C (35 ~ 46 °F)	280 L (9.9 Cu.Ft)	450x570x1975 mm (17.7"x22.4"x77.8" inch)	495x630x2045 mm (19.5"x24.8"x80.5" inch)	82 / 85 kg (180.4 / 187 lbs)	40 / 84 / 108
CSL-120B	Fan Assisted Cooling	2 ~ 8 °C (35 ~ 46 °F)	120 L (4.2 Cu.Ft)	390x475x1435 mm (15.4"x18.9"x56.5" inch)	440x525x1525 mm (17.3"x20.7"x60" inch)	40 / 43 kg (88.2 / 94.8 lbs)	74 / 145 / 175
CSL-160B	Fan Assisted Cooling	2 ~ 8 °C (35 ~ 46 °F)	160 L (5.7 Cu.Ft)	390x480x1880 mm (15.4"x18.9"x74" inch)	450x530x1950 mm (17.7"x20.9"x76.8" inch)	60 / 63 kg (132 / 138.6 lbs)	55 / 110 / 139
CSL-260B	Dynamic Cooling	2 ~ 8 °C (35 ~ 46 °F)	260 L (9.2 Cu.Ft)	450x570x1975 mm (17.7"x22.4"x77.8" inch)	495x630x2045 mm (19.5"x24.8"x80.5" inch)	82 / 85 kg (180.4 / 187 lbs)	40 / 84 / 108
CSL-280B	Dynamic Cooling	2 ~ 8 °C (35 ~ 46 °F)	280 L (9.9 Cu.Ft)	450x570x1975 mm (17.7"x22.4"x77.8" inch)	495x630x2045 mm (19.5"x24.8"x80.5" inch)	82 / 85 kg (180.4 / 187 lbs)	40 / 84 / 108



Retro Cooler

Illuminated Light-box

- With bright LED inside. Awesome for display and advertising with your logo.

Heavy Duty Shelves

- Adjustable for merchandising. 30 kg Load endurance / shelf.

Recessed Handle

- Elegant and comfortable.

Self-evaporation Water Tray

- With hot condenser pipe to evaporate the water automatically. Convenient for users.

Universal Casters with Lock

- Easy move and stop anywhere.

Fan Assisted Cooling

- Hidden behind light-box for bigger inside capacity. Fast cooling. Even inside temperature.

FBI Lighting System

- Full length on doorframe. Brighter illumination. Instant replacement.

Double Layers Glass Door


- Self-closing. Safety tempered glass.

Full Glass Door Display

- Full glass door display all the way down to the floor. More visibility of inside drinks.

Inside Drainage Hole

- Easy clean and dry. Any inside water will go through the hole to bottom tray smoothly.





Model	Cooling System	Temperature	Capacity	Dimensions(WxDxH)		Weight Net/Gross	Loading 20'FT/40'GP/40'HQ
				Exterior	Packing		
Retro-280	Fan Assisted Cooling	2 ~ 8 °C (35 ~ 46 °F)	160 L (5.7 Cu.Ft)	450x570x1975 mm (17.7"x22.4"x77.8" inch)	495x630x2045 mm (19.5"x24.8"x80.5" inch)	82 / 85 kg (180.4 / 187 lbs)	40 / 84 / 108



Single Door Cooler

Illuminated Light-box

- With bright LED inside. Awesome for display and advertising with your logo.

Heavy Duty Shelves

- Adjustable for merchandising. 30 kg Load endurance / shelf.

Metal Handle

- Could be accessed from either side, suitable for left or right-handed. Could be any color, length and logo.

Front Hot Air Blowing

- Prevent fog, keep glass door clean and transparent for excellent display. Plus, the bottom fan helps to cool down the condenser.

Universal Casters with Lock

- Easy move and stop anywhere.

Fan Assisted / Dynamic Cooling

- Hidden behind light-box for bigger inside capacity. Fast cooling. Even inside temperature.

FBI Lighting System

- Full length on doorframe. Brighter illumination. Instant replacement.

Double Layers Glass Door


- Self-closing. Safety tempered glass.

Inside Drainage Hole

- Easy clean and dry. Any inside water will go through the hole to bottom tray smoothly.

Self-evaporation Water Tray

- With hot condenser pipe to evaporate the water automatically. Convenient for users.





▲ CS-200 ~ 660



▲ CS-360B



Model	Cooling System	Temperature	Capacity	Dimensions(WxDxH)		Weight Net/Gross	Loading 20'FT/40'GP/40'HQ
				Exterior	Packing		
CS-200	Fan Assisted Cooling	2 ~ 8 °C (35 ~ 46 °F)	200 L (7.1 Cu.Ft)	540x510x1580 mm (21.3"x20.1"x62.2" inch)	585x565x1620 mm (23"x22.2"x63.8" inch)	54 / 59 kg (118.8 / 129.8 lbs)	40 / 108 / 108
CS-250	Fan Assisted Cooling	2 ~ 8 °C (35 ~ 46 °F)	250 L (8.8 Cu.Ft)	540x530x1775 mm (21.3"x20.9"x69.9" inch)	585x565x1820 mm (23"x22.2"x71.7" inch)	60 / 66 kg (132 / 145.2 lbs)	40 / 80 / 104
CS-300	Fan Assisted Cooling	2 ~ 8 °C (35 ~ 46 °F)	300 L (10.6 Cu.Ft)	580x610x1825 mm (22.8"x24"x71.9" inch)	625x630x1870 mm (24.6"x24.8"x73.6" inch)	68 / 75 kg (149.6 / 165 lbs)	27 / 57 / 75
CS-360	Fan Assisted Cooling	2 ~ 8 °C (35 ~ 46 °F)	360 L (12.7 Cu.Ft)	580x610x1980 mm (22.8"x24"x78" inch)	625x630x2025 mm (24.6"x24.8"x79.7" inch)	75 / 82 kg (165 / 180.4 lbs)	27 / 57 / 75
CS-400	Dynamic Cooling	2 ~ 8 °C (35 ~ 46 °F)	400 L (14.1 Cu.Ft)	610x620x1940 mm (24"x24.4"x76.4" inch)	645x665x1985 mm (25.4"x26.2"x78.1" inch)	83 / 90 kg (182.6 / 198 lbs)	27 / 54 / 71
CS-420	Dynamic Cooling	2 ~ 8 °C (35 ~ 46 °F)	420 L (14.8 Cu.Ft)	610x620x2000 mm (24"x24.4"x78.7" inch)	645x665x2085 mm (25.4"x26.2"x82.1" inch)	84 / 91 kg (184.8 / 200.2 lbs)	27 / 54 / 54
CS-450	Dynamic Cooling	2 ~ 8 °C (35 ~ 46 °F)	450 L (15.9 Cu.Ft)	610x670x2000 mm (24"x26.4"x78.7" inch)	645x710x2085 mm (25.4"x28"x82.1" inch)	85 / 92 kg (187 / 202.4 lbs)	27 / 54 / 54
CS-550	Dynamic Cooling	2 ~ 8 °C (35 ~ 46 °F)	550 L (19.4 Cu.Ft)	700x690x2060 mm (27.6"x27.2"x81.1" inch)	745x730x2120 mm (29.3"x28.7"x83.5" inch)	105 / 112 kg (231 / 246.4 lbs)	24 / 48 / 48
CS-660	Dynamic Cooling	2 ~ 8 °C (35 ~ 46 °F)	660 L (23.3 Cu.Ft)	700x790x2060 mm (27.6"x31.1"x81.1" inch)	745x830x2120 mm (29.3"x32.7"x83.5" inch)	115 / 122 kg (253 / 268.4 lbs)	21 / 42 / 42
CS-360B	Dynamic Cooling	2 ~ 8 °C (35 ~ 46 °F)	360 L (12.7 Cu.Ft)	580x610x1980 mm (22.8"x24"x78" inch)	625x630x2025 mm (24.6"x24.8"x79.7" inch)	75 / 82 kg (165 / 180.4 lbs)	27 / 57 / 75



Multi Door Cooler



Illuminated Light-box

- With bright LED inside. Awesome for display and advertising with your logo.



Heavy Duty Shelves

- Adjustable for merchandising. 30 kg Load endurance / shelf.



Metal Handle

- Could be accessed from either side, suitable for left or right-handed. Could be any color, length and logo.



Front Hot Air Blowing

- Prevent fog, keep glass door clean and transparent for excellent display. Plus, the bottom fan helps to cool down the condenser.



Universal Casters with Lock

- Easy move and stop anywhere.



Dynamic Cooling

- Hidden behind light-box for bigger inside capacity. Fast cooling. Even inside temperature.

FBI Lighting System

- Full length on doorframe. Brighter illumination. Instant replacement.

Double Layers Glass Door

- Self-closing. Safety tempered glass.

Inside Drainage Hole

- Easy clean and dry. Any inside water will go through the hole to bottom tray smoothly.

Digital Temperature Controller

- With LED readout for inside temperature and automatic defrost timer.

Self-evaporation Water Tray

- With hot condenser pipe to evaporate the water automatically. Convenient for users.





Model	Cooling System	Temperature	Capacity	Dimensions(WxDxH)		Weight Net/Gross	Loading 20'FT/40'GP/40'HQ
				Exterior	Packing		
CSD-600	Dynamic Cooling	2 ~ 8 °C (35 ~ 46 °F)	600 L (21.2 Cu.Ft)	945x640x1985 mm (37.2"x25.2"x78.1" inch)	995x690x2060 mm (39.2"x27.2"x81.1" inch)	130 / 146 kg (286 / 321.2 lbs)	17 / 36 / 36
CSD-700	Dynamic Cooling	2 ~ 8 °C (35 ~ 46 °F)	700 L (24.7 Cu.Ft)	1120x590x1900 mm (44.1"x23.2"x74.8" inch)	1160x620x1960 mm (45.7"x24.4"x77.2" inch)	118 / 146 kg (260 / 277.2 lbs)	18 / 38 / 48
CSD-800	Dynamic Cooling	2 ~ 8 °C (35 ~ 46 °F)	800 L (28.3 Cu.Ft)	1000x725x2025 mm (39.4"x28.5"x79.7" inch)	1050x770x2100 mm (41.3"x30.3"x82.7" inch)	140 / 126 kg (308 / 347.6 lbs)	16 / 34 / 34
CSD-1000	Dynamic Cooling	2 ~ 8 °C (35 ~ 46 °F)	1000 L (35.3 Cu.Ft)	1130x725x2025 mm (44.5"x28.5"x79.7" inch)	1180x770x2100 mm (46.5"x30.3"x82.7" inch)	155 / 175 kg (341 / 385 lbs)	15 / 30 / 30
CSD-1200	Dynamic Cooling	2 ~ 8 °C (35 ~ 46 °F)	1200 L (42.4 Cu.Ft)	1330x725x2025 mm (52.4"x28.5"x79.7" inch)	1380x770x2100 mm (54.3"x30.3"x82.7" inch)	173 / 195 kg (381 / 429 lbs)	12 / 25 / 25
CSD-1400	Dynamic Cooling	2 ~ 8 °C (35 ~ 46 °F)	1400 L (49.5 Cu.Ft)	1330x825x2025 mm (52.4"x32.5"x79.7" inch)	1380x870x2100 mm (54.3"x34.3"x82.7" inch)	178 / 200 kg (392 / 440 lbs)	10 / 22 / 22





Model	Cooling System	Temperature	Capacity	Dimensions(WxDxH)		Weight Net/Gross	Loading 20'FT/40'GP/40'HQ
				Exterior	Packing		
CSD-600S	Dynamic Cooling	2 ~ 8 °C (35 ~ 46 °F)	600 L (21.2 Cu.Ft)	945x620x1985 mm (37.2"x24.4"x78.1" inch)	990x665x2060 mm (39.0"x26.4"x81.1" inch)	130 / 146 kg (286 / 321.2 lbs)	19 / 41 / 41
CSD-800S	Dynamic Cooling	2 ~ 8 °C (35 ~ 46 °F)	800 L (28.3 Cu.Ft)	1000x705x2025 mm (39.4"x27.8"x79.7" inch)	1050x750x2100 mm (41.3"x29.5"x82.7" inch)	140 / 158 kg (308 / 347.6 lbs)	16 / 34 / 34
CSD-1000S	Dynamic Cooling	2 ~ 8 °C (35 ~ 46 °F)	1000 L (35.3 Cu.Ft)	1130x705x2025 mm (44.5"x27.8"x79.7" inch)	1180x750x2100 mm (46.5"x29.5"x82.7" inch)	155 / 175 kg (341 / 385 lbs)	15 / 30 / 30
CSD-1200S	Dynamic Cooling	2 ~ 8 °C (35 ~ 46 °F)	1200 L (42.4 Cu.Ft)	1330x705x2025 mm (52.4"x27.8"x79.7" inch)	1380x750x2100 mm (54.3"x29.5"x82.7" inch)	173 / 195 kg (380.6 / 429 lbs)	12 / 25 / 25
CSD-1400S	Dynamic Cooling	2 ~ 8 °C (35 ~ 46 °F)	1400 L (49.5 Cu.Ft)	1330x805x2025 mm (52.4"x31.7"x79.7" inch)	1380x850x2100 mm (54.3"x33.5"x82.7" inch)	178 / 200 kg (391.6 / 440 lbs)	10 / 22 / 22





Model	Cooling System	Temperature	Capacity	Dimensions(WxDxH)		Weight Net/Gross	Loading 20'FT/40'GP/40'HQ
				Exterior	Packing		
CST-1600	Dynamic Cooling	2 ~ 8 °C (35 ~ 46 °F)	1600 L (56.5 Cu.Ft)	1715x725x2060 mm (67.5"x28.5"x81.1" inch)	1765x775x2145 mm (69.5"x30.5"x84.4" inch)	200 / 222 kg (440 / 488.4 lbs)	9 / 19 / 19
CST-1600S	Dynamic Cooling	2 ~ 8 °C (35 ~ 46 °F)	1600 L (56.5 Cu.Ft)	1715x705x2060 mm (67.5"x27.8"x81.1" inch)	1765x755x2140 mm (69.5"x29.7"x84.3" inch)	200 / 222 kg (440 / 488.4 lbs)	9 / 19 / 19
CST-2000	Dynamic Cooling	2 ~ 8 °C (35 ~ 46 °F)	2000 L (70.7 Cu.Ft)	1985x820x2060 mm (78.1"x32.3"x81.1" inch)	2050x895x2140 mm (80.7"x35.2"x84.3" inch)	311 / 322 kg (684 / 708.4 lbs)	6 / 13 / 13



Full Size Glass Door Cooler



Illuminated Light-box

- With bright LED inside. Awesome for display and advertising with your logo.



Double Layers Glass Door

- Self-closing. Safety tempered glass.



Metal Handle

- Could be accessed from either side, suitable for left or right-handed. Could be any color, length and logo.



Full Glass Door Display

- Full glass door display all the way down to the floor. More visibility of inside drinks.



Universal Casters with Lock

- Easy move and stop anywhere.



Fan Assisted / Dynamic Cooling

- Hidden behind light-box for bigger inside capacity. Fast cooling. Even inside temperature.



FBI Lighting System

- Full length on doorframe. Brighter illumination. Instant replacement.



Heavy Duty Shelves

- Adjustable for merchandising. 30 kg Load endurance / shelf.



Inside Drainage Hole

- Easy clean and dry. Any inside water will go through the hole to bottom tray smoothly.



Self-evaporation Water Tray

- With hot condenser pipe to evaporate the water automatically. Convenient for users.





▲ CS-410



▲ CS-410B



▲ CSD-590

Model	Cooling System	Temperature	Capacity	Dimensions(WxDxH)		Weight Net/Gross	Loading 20'FT/40'GP/40'HQ
				Exterior	Packing		
CS-410	Dynamic Cooling	2 ~ 8 °C (35 ~ 46 °F)	410 L (14.5 Cu.Ft)	580x610x1980 mm (22.8"x24"x78" inch)	624x630x2025 mm (24.6"x24.8"x79.7" inch)	75 / 82 kg (165 / 180.4 lbs)	27 / 57 / 75
CS-410B	Dynamic Cooling	2 ~ 8 °C (35 ~ 46 °F)	410 L (14.5 Cu.Ft)	580x610x1980 mm (22.8"x24"x78" inch)	624x630x2025 mm (24.6"x24.8"x79.7" inch)	75 / 82 kg (165 / 180.4 lbs)	27 / 57 / 75
CSD-590	Dynamic Cooling	2 ~ 8 °C (35 ~ 46 °F)	590 L (20.8 Cu.Ft)	870x610x1980 mm (34.2"x24"x78" inch)	920x655x2060 mm (36.2"x25.8"x81.1" inch)	112 / 127 kg (246.9 / 280 lbs)	18 / 39 / 39



Glass Door Merchandiser



Heavy Duty Shelves

- Adjustable for merchandising. 30 kg Load endurance / shelf.



Metal Handle

- Could be accessed from either side, suitable for left or right-handed. Could be any color, length and logo.



Full Glass Door Display

- Full glass door display all the way down to the floor. More visibility of inside drinks.



Self-evaporation Water Tray

- With hot condenser pipe to evaporate the water automatically. Convenient for users.



Dynamic Cooling

- Fast cooling. Even inside temperature.



FBI Lighting System

- Full length on doorframe. Brighter illumination. Instant replacement.



Double Layers Glass Door

- Self-closing. Safety tempered glass.



Digital Temperature Controller

- With LED readout for inside temperature and automatic defrost timer.





▲ A-11



▲ A-12

Model	Cooling System	Temperature	Capacity	Dimensions(WxDxH)		Weight Net/Gross	Loading 20'FT/40'GP/40'HQ
				Exterior	Packing		
A-11	Dynamic Cooling	2 ~ 8 °C (35 ~ 46 °F)	300 L (10.6 Cu.Ft)	600x605x1500 mm (23.6"x23.8"x59.1" inch)	650x655x1550 mm (25.6"x25.8"x61.0" inch)	68 / 75 kg (147 / 163 lbs)	37 / 76 / 76
A-12	Dynamic Cooling	2 ~ 8 °C (35 ~ 46 °F)	340 L (12.0 Cu.Ft)	600x605x1500 mm (23.6"x23.8"x59.1" inch)	650x655x1550 mm (25.6"x25.8"x61.0" inch)	68 / 75 kg (150 / 165 lbs)	37 / 76 / 76



Back Bar Cooler

Textured / Stainless Steel Body

- Elegant. Avoids scratch.

Heavy Duty Chrome Shelves

- Adjustable for merchandising. 30 kg Load endurance / shelf.

Extruded Handle

- Elegant and comfortable.

Self-evaporation Water Tray

- With hot condenser pipe to evaporate the water automatically. Convenient for users.

Digital Temperature Controller

- With LED readout for inside temperature and automatic defrost timer.

Dynamic Cooling

- Fast cooling. Even inside temperature.

Inside LED Light (Spec: 2835, 25 Lumen)

- Extra big and bright for attraction. Full illumination for each layer.

Double Layers Glass Door

- Self-closing. Safety tempered glass.

Inside Drainage Hole

- Easy clean and dry. Any inside water will go through the hole to bottom tray smoothly.

Adjustable Legs

- Stable and fit for uneven counters.





▲ BB-1

▲ BB-2

▲ BB-3

▲ BS-2

▲ BS-3

Black Hinge Door

Model	Door Type	Temperature	Capacity	Dimensions(WxDxH)		Weight Net/Gross	Loading 20'FT/40'GP/40'HQ
				Exterior	Packing		
BB-1	Single Door	2 ~ 8 °C (35 ~ 46 °F)	130 L (4.6 Cu.Ft)	600x520x900 mm (23.6"x20.5"x35.4" inch)	650x570x980 mm (25.6"x22.4"x38.6" inch)	46 / 50 kg (101.2 / 110 lbs)	72 / 144 / 144
BB-2	Double Hinge Door	2 ~ 8 °C (35 ~ 46 °F)	210 L (7.4 Cu.Ft)	900x520x900 mm (35.4"x20.5"x35.4" inch)	955x570x980 mm (37.6"x22.4"x38.6" inch)	62 / 69 kg (136.4 / 151.8 lbs)	48 / 96 / 96
BB-3	Triple Hinge Door	2 ~ 8 °C (35 ~ 46 °F)	320 L (11.3 Cu.Ft)	1350x520x900 mm (53.1"x20.5"x35.4" inch)	1400x570x980 mm (55.1"x22.4"x38.6" inch)	82 / 90 kg (180.4 / 198 lbs)	32 / 66 / 66
BBG-1	Single Door	-10 ~ -12 °C (10.4 ~ 14 °F)	130 L (4.6 Cu.Ft)	600x520x900 mm (23.6"x20.5"x35.4" inch)	650x570x980 mm (25.6"x22.4"x38.6" inch)	48 / 52 kg (105.6 / 114.4 lbs)	72 / 144 / 144
BBG-2	Double Hinge Door	-10 ~ -12 °C (10.4 ~ 14 °F)	210 L (7.4 Cu.Ft)	900x520x900 mm (35.4"x20.5"x35.4" inch)	955x570x980 mm (37.6"x22.4"x38.6" inch)	62 / 69 kg (136.4 / 151.8 lbs)	48 / 96 / 96

Black Sliding Door

Model	Door Type	Temperature	Capacity	Dimensions(WxDxH)		Weight Net/Gross	Loading 20'FT/40'GP/40'HQ
				Exterior	Packing		
BB-2S	Double Sliding Door	2 ~ 8 °C (35 ~ 46 °F)	210 L (7.4 Cu.Ft)	900x520x900 mm (35.4"x20.5"x35.4" inch)	955x570x980 mm (37.6"x22.4"x38.6" inch)	62 / 69 kg (136.4 / 151.8 lbs)	48 / 96 / 96
BB-3S	Triple Sliding Door	2 ~ 8 °C (35 ~ 46 °F)	320 L (11.3 Cu.Ft)	1350x520x900 mm (53.1"x20.5"x35.4" inch)	1400x570x980 mm (55.1"x22.4"x38.6" inch)	82 / 90 kg (180.4 / 198 lbs)	32 / 66 / 66

Stainless Steel

Model	Door Type	Temperature	Capacity	Dimensions(WxDxH)		Weight Net/Gross	Loading 20'FT/40'GP/40'HQ
				Exterior	Packing		
BS-1	Single Door	2 ~ 8 °C (35 ~ 46 °F)	130 L (4.6 Cu.Ft)	600x520x900 mm (23.6"x20.5"x35.4" inch)	650x570x980 mm (25.6"x22.4"x38.6" inch)	46 / 50 kg (101.2 / 110 lbs)	72 / 144 / 144
BS-2	Double Hinge Door	2 ~ 8 °C (35 ~ 46 °F)	210 L (7.4 Cu.Ft)	900x520x900 mm (35.4"x20.5"x35.4" inch)	955x570x980 mm (37.6"x22.4"x38.6" inch)	62 / 69 kg (136.4 / 151.8 lbs)	48 / 96 / 96
BS-3	Triple Hinge Door	2 ~ 8 °C (35 ~ 46 °F)	320 L (11.3 Cu.Ft)	1350x520x900 mm (53.1"x20.5"x35.4" inch)	1400x570x980 mm (55.1"x22.4"x38.6" inch)	82 / 90 kg (180.4 / 198 lbs)	32 / 66 / 66

Remarks: • Product heights are available at 90, 87, 84 cm.
• BB-1 could be glass froster (-10 ~ -12 °C inside)



Wine Cooler




Digital Temperature Controller

- LED readout for inside temperature and automatic defrost timer. Touch screen.



Wooden Shelves

- Ball bearing mounted pull-outs. Removable.



Double Layers Glass Door with Ergonomic Handle

- Anti-UV for optimum aroma protection. Brown safety tempered glass. Stainless Steel.



Inside Drainage Hole

- Easy clean and dry. Any inside water will go through the hole to bottom tray smoothly.



Adjustable Legs

- Stable and fit for uneven floors.



Dynamic Cooling

- Fast cooling. Active fans / zone. Even inside temperature (single / dual zones).



Inside LED Lights

- White / blue color. Elegant illumination. Switchable.



Built-in Function

- Design to fit under-counter or into cabinetry

Reversible Door Direction

- Allow the door to open from left to right or from right to left

Self-evaporation Water Tray

- With hot condenser pipe to evaporate the water automatically. Convenient for users.





▲ WB-120




▲ W-60



▲ W-90



▲ W-150



▲ W-270



▲ W-380



▲ W-430

Model	Cooling System	Temperature	Capacity	Dimensions(WxDxH)		Weight Net/Gross	Loading 20'FT/40'GP/40'HQ
				Exterior	Packing		
W-60	Dynamic Cooling	5 ~ 20 °C (41 ~ 68 °F)	60 L (2.1 Cu.Ft)	295x580x820 mm (11.6"x22.8"x32.3" inch)	335x625x865 mm (13.2"x24.6"x34" inch)	30 / 32 kg (66 / 70.5 lbs)	144 / 305 / 399
W-90	Dynamic Cooling	5 ~ 20 °C (41 ~ 68 °F)	90 L (3.2 Cu.Ft)	380x580x820 mm (14.9"x22.8"x32.3" inch)	420x625x865 mm (16.5"x24.6"x34" inch)	36 / 39 kg (79 / 86 lbs)	108 / 229 / 285
🔥 W-150	Dynamic Cooling	5 ~ 20 °C (41 ~ 68 °F)	150 L (5.3 Cu.Ft)	595x580x820 mm (23.4"x22.8"x32.3" inch)	660x625x885 mm (26"x24.6"x36.2" inch)	43 / 47 kg (95 / 105 lbs)	54 / 108 / 150
W-270	Dynamic Cooling	5 ~ 20 °C (41 ~ 68 °F)	270 L (9.5 Cu.Ft)	595x700x1210 mm (23.4"x27.6"x47.6" inch)	645x770x1290 mm (25.4"x30.3"x50.8" inch)	80 / 85 kg (176 / 187 lbs)	39 / 81 / 108
🔥 W-380	Dynamic Cooling	5 ~ 20 °C (41 ~ 68 °F)	380 L (13.4 Cu.Ft)	595x700x1605 mm (23.4"x27.6"x63.2" inch)	645x770x1680 mm (25.4"x30.3"x66.1" inch)	87 / 93 kg (192 / 205 lbs)	27 / 54 / 54
W-430	Dynamic Cooling	5 ~ 20 °C (41 ~ 68 °F)	430 L (15.2 Cu.Ft)	595x700x1805 mm (23.4"x27.6"x71.1" inch)	645x770x1880 mm (25.4"x30.3"x74" inch)	109 / 117 kg (240 / 258 lbs)	27 / 54 / 54
WB-120	Dynamic Cooling	5 ~ 20 °C (41 ~ 68 °F) 2 ~ 10 °C (36 ~ 50 °F)	120 L (4.2 Cu.Ft)	600x580x820 mm (23.6"x22.8"x32.3" inch)	660x625x880 mm (26"x24.6"x34.6 inch)	67 / 71 kg (148 / 156 lbs)	47 / 108 / 128

- Remarks:
- Each model is available in both single & dual temperature zones.
 - Glass door could be in black profile or total stainless steel profile.
 - Product heights of W-60, W-90, W-150 are available at 82 or 87 cm.



Sub Zero Cooler



Illuminated Light-box

- With bright LED inside. Awesome for display and advertising with your logo.



Big Temperature Readout

- Attractive LCD display of inside subzero temperature to increase impulse sales.



Double Layers Glass Door

- Self-closing. Safety tempered glass.



Metal Handle

- Could be accessed from either side, suitable for left or right-handed. Could be any color, length and logo.



Front Hot Air Blowing

- Prevent fog, keep glass door clean and transparent for excellent display. Plus, the bottom fan helps to cool down the condenser.

Universal Casters with Lock

- Easy move and stop anywhere.



Dynamic Cooling

- Hidden behind light-box for bigger inside capacity. Fast cooling. Even inside temperature.



FBI Lighting System

- Full length on doorframe. Brighter illumination. Instant replacement.




Heavy Duty Shelves

- Adjustable for merchandising. 30 kg Load endurance / shelf.



Inside Drainage Hole

- Easy clean and dry. Any inside water will go through the hole to bottom tray smoothly.



Self-evaporation Water Tray

- With hot condenser pipe to evaporate the water automatically. Convenient for users.





▲ SZ-50L



▲ SZ-80L



▲ SZ-200 ~ 660

Model	Cooling System	Temperature	Capacity	Dimensions(WxDxH)		Weight Net/Gross	Loading 20'FT/40'GP/40'HQ
				Exterior	Packing		
SZ-50L	Dynamic Cooling	-5 ~ 5 °C (23 ~ 41 °F)	50 L (1.8 Cu.Ft)	430x465x810 mm (16.9"x18.3"x31.9" inch)	460x510x885 mm (18.1"x20.1"x34.8" inch)	26 / 28 kg (57.2 / 61.6 lbs)	140 / 295 / 345
SZ-80L	Dynamic Cooling	-5 ~ 5 °C (23 ~ 41 °F)	80 L (2.8 Cu.Ft)	470x465x955 mm (18.5"x18.3"x37.6" inch)	510x510x1030 mm (20.1"x20.1"x40.6" inch)	31 / 33 kg (68.2 / 72.6 lbs)	88 / 184 / 230
SZ-200	Dynamic Cooling	-5 ~ 5 °C (23 ~ 41 °F)	200 L (7.1 Cu.Ft)	540x510x1580 mm (21.3"x20.1"x62.2" inch)	585x565x1620 mm (23"x22.2"x63.8" inch)	54 / 59 kg (118.8 / 129.8 lbs)	40 / 108 / 108
SZ-250	Dynamic Cooling	-5 ~ 5 °C (23 ~ 41 °F)	250 L (8.8 Cu.Ft)	540x530x1775 mm (21.3"x20.9"x69.9" inch)	585x565x1820 mm (23"x22.2"x71.7" inch)	60 / 66 kg (132 / 145.2 lbs)	40 / 80 / 104
SZ-300	Dynamic Cooling	-5 ~ 5 °C (23 ~ 41 °F)	300 L (10.6 Cu.Ft)	580x610x1825 mm (22.8"x24"x71.9" inch)	625x630x1870 mm (24.6"x24.8"x73.6" inch)	68 / 75 kg (149.6 / 165 lbs)	27 / 57 / 75
SZ-360	Dynamic Cooling	-5 ~ 5 °C (23 ~ 41 °F)	360 L (12.7 Cu.Ft)	580x610x1980 mm (22.8"x24"x78" inch)	625x630x2025 mm (24.6"x24.8"x79.7" inch)	75 / 82 kg (165 / 180.4 lbs)	27 / 57 / 75
SZ-400	Dynamic Cooling	-5 ~ 5 °C (23 ~ 41 °F)	400 L (14.1 Cu.Ft)	610x620x1940 mm (24"x24.4"x76.4" inch)	645x665x1985 mm (25.4"x26.2"x78.1" inch)	83 / 90 kg (182.6 / 198 lbs)	27 / 54 / 71
SZ-420	Dynamic Cooling	-5 ~ 5 °C (23 ~ 41 °F)	420 L (14.8 Cu.Ft)	610x620x2000 mm (24"x24.4"x78.7" inch)	645x665x2085 mm (25.4"x26.2"x82.1" inch)	84 / 91 kg (184.8 / 200.2 lbs)	27 / 54 / 54
SZ-450	Dynamic Cooling	-5 ~ 5 °C (23 ~ 41 °F)	450 L (15.9 Cu.Ft)	610x670x2000 mm (24"x26.4"x78.7" inch)	645x710x2085 mm (25.4"x28"x82.1" inch)	85 / 92 kg (187 / 202.4 lbs)	27 / 54 / 54
SZ-550	Dynamic Cooling	-5 ~ 5 °C (23 ~ 41 °F)	550 L (19.4 Cu.Ft)	700x690x2060 mm (27.6"x27.2"x81.1" inch)	745x730x2120 mm (29.3"x28.7"x83.5" inch)	105 / 112 kg (231 / 246.4 lbs)	24 / 48 / 48
SZ-660	Dynamic Cooling	-5 ~ 5 °C (23 ~ 41 °F)	660 L (23.3 Cu.Ft)	700x790x2060 mm (27.6"x31.1"x81.1" inch)	745x830x2120 mm (29.3"x32.7"x83.5" inch)	115 / 122 kg (253 / 268.4 lbs)	21 / 42 / 42



Open Top Cooler

Removable Transparent Lid

- Could be removed to be used as open top cooler.

Transparent Plastic Body

- Double Layers for energy saving. 360° visibility of inside drinks.

Self-evaporation Water Tray

- With hot condenser pipe to evaporate the water automatically. Convenient for users.

Universal Casters with Lock

- Easy move and stop anywhere.

Inside LED Lights (Spec: 2835, 25 Lumen)

- Extra big and bright for attraction. Full illumination for each layer.

Built-in handle

- Elegant and comfortable.

Dynamic Cooling System

- Fast cooling. Even inside temperature.

Digital Temperature Controller

- Italian brand. With LED readout for inside temperature and automatic defrost timer.





▲ OT-90



▲ OT-110



▲ OT-120

Model	Cooling System	Temperature	Capacity	Dimensions(WxDxH)		Weight Net/Gross	Loading 20'FT/40'GP/40'HQ
				Exterior	Packing		
OT-90	Dynamic Cooling	2 ~ 8 °C (35 ~ 46 °F)	90 L (3.2 Cu.Ft)	690x450x1050 mm (27.2"x17.7"x41.3" inch)	740x500x1120 mm (29.1"x19.7"x44" inch)	43 / 52 kg (94.8 / 114.6 lbs)	68 / 144 / 144
OT-110	Dynamic Cooling	2 ~ 8 °C (35 ~ 46 °F)	110 L (3.9 Cu.Ft)	750x555x1010 mm (29.5"x21.9"x39.8" inch)	800x600x1070 mm (31.5"x23.6"x42.1" inch)	45 / 55 kg (99.2 / 121.3 lbs)	50 / 106 / 106
OT-120	Dynamic Cooling	2 ~ 8 °C (35 ~ 46 °F)	120 L (4.2 Cu.Ft)	700x720x1085 mm (27.6"x28.3"x42.7" inch)	820x800x1240 mm (32.3"x31.5"x48.8" inch)	85 / 95 kg (187 / 209 lbs)	18 / 42 / 84



Open Front Cooler



Inside LED Lights (Spec: 2835, 25 Lumen)

- LED light inside cabinet, full illumination for attraction and display.



Self-evaporation Water Tray

- With hot condenser pipe to evaporate the water automatically. Convenient for users.



Universal Casters with Lock

- Strong rollers, could endure at least 4 km outdoor moving.



Night Air Curtain

- Night air curtain for energy saving.



Dynamic Cooling System

- Fast cooling. Even inside temperature.



Digital Temperature Controller

- Italian brand. With LED readout for inside temperature and automatic defrost timer.





▲ OF-200



▲ OF-250



▲ OF-300



▲ OF-350



▲ OF-500



▲ OF-700 / OF-450

Model	Cooling System	Temperature	Capacity	Dimensions(WxDxH)		Weight Net/Gross	Loading 20'FT/40'GP/40'HQ
				Exterior	Packing		
OF-200	Dynamic Cooling	2 ~ 8 °C (35 ~ 46 °F)	200 L (7.0 Cu.Ft)	650x710x1440 mm (25.6"x27.9"x56.7" inch)	710x770x1540 mm (28.0"x30.3"x60.6" inch)	105 / 120 kg (231 / 264 lbs)	22 / 45 / 45
OF-250	Dynamic Cooling	2 ~ 8 °C (35 ~ 46 °F)	250 L (8.8 Cu.Ft)	700x700x1460 mm (27.6"x27.6"x57.5" inch)	760x760x1560 mm (30.0"x30.0"x61.4" inch)	130 / 145 kg (286 / 319 lbs)	21 / 45 / 45
OF-300	Dynamic Cooling	2 ~ 8 °C (35 ~ 46 °F)	300 L (10.6 Cu.Ft)	930x780x1520 mm (36.6"x30.7"x59.8" inch)	990x840x1620 mm (39.0"x33.1"x63.8" inch)	180 / 195 kg (396 / 492 lbs)	14 / 28 / 28
OF-350	Dynamic Cooling	2 ~ 8 °C (35 ~ 46 °F)	350 L (12.4 Cu.Ft)	700x720x2020 mm (27.6"x28.3"x79.5" inch)	760x780x2120 mm (29.9"x30.7"x83.5" inch)	160 / 170 kg (353 / 375 lbs)	21 / 45 / 45
OF-450	Dynamic Cooling	2 ~ 8 °C (35 ~ 46 °F)	450 L (15.9 Cu.Ft)	1160x650x2020 mm (45.7"x25.6"x79.5" inch)	1190x710x2120 mm (46.9"x28.0"x83.5" inch)	180 / 200 kg (397 / 441 lbs)	13 / 28 / 28
OF-500	Dynamic Cooling	2 ~ 8 °C (35 ~ 46 °F)	500 L (17.7 Cu.Ft)	900x830x2020 mm (35.4"x32.7"x79.5" inch)	960x885x2120 mm (37.8"x34.8"x83.5" inch)	200 / 210 kg (441 / 463 lbs)	12 / 26 / 26
OF-700	Dynamic Cooling	2 ~ 8 °C (35 ~ 46 °F)	700 L (24.7 Cu.Ft)	1160x830x2020 mm (45.7"x32.7"x79.5" inch)	1220x885x2120 mm (48.0"x34.8"x83.5" inch)	220 / 250 kg (485 / 551 lbs)	10 / 22 / 22



Mini Freezer



Illuminated Light-box

- With bright LED inside. Awesome for display and advertising with your logo.



Heavy Duty Shelves

- Adjustable for merchandising. 15 kg Load endurance / shelf.



Full Length Handle

- Elegant and comfortable.



Self-evaporation Water Tray

- With hot condenser pipe to evaporate the water automatically. Convenient for users.



Static Cooling

- Fast cooling. Even inside temperature.

FBI Lighting System

- Full length on doorframe. Brighter illumination. Instant replacement.

Three Layers Glass Door

- Self-closing. Safety tempered glass. No condensation design.

Inside Drainage Hole

- Easy clean and dry. Any inside water will go through the hole to bottom tray smoothly.

Adjustable Legs

- Stable and fit for uneven counters.





▲ FT-25



▲ FT-80L

Model	Cooling System	Temperature	Capacity	Dimensions(WxDxH)		Weight Net/Gross	Loading 20'FT/40'GP/40'HQ
				Exterior	Packing		
FT-25	Static Cooling	≤ -18 °C (≤ -0.4 °F)	25 L (0.9 Cu.Ft)	370x440x515 mm (14.6"x17.3"x20.3" inch)	466x535x614 mm (17.6"x21.1"x24.2" inch)	22 / 24 kg (48.4 / 52.8 lbs)	200 / 440 / 440
FT-80L	Static Cooling	≤ -18 °C (≤ -0.4 °F)	80 L (2.8 Cu.Ft)	490x480x1030 mm (19.3"x18.9"x40.6" inch)	535x525x1110 mm (21.1"x20.7"x43.7" inch)	30 / 32 kg (66 / 70.4 lbs)	88 / 176 / 176



Can Freezer



Injection Plastic (ABS) Door Frame

- Integrated design. Elegant, fashionable and strong.

Transparent Low-E Glass Door

- Safety tempered glass with one full piece design. Clear display and easy access of inside goods.



No Frost Design

- Special technology to ensure no frost / ice built up around the frames.

Static Cooling

- Fast cooling. Even inside temperature. Inside fan & shelf dividers are optional.



Injection Plastic (ABS) Top / Bottom Frame

- Integrated design. Elegant, fashionable and strong.

Inside Drainage Hole

- Easy clean and dry. Any inside water will go through the hole to bottom tray smoothly.



Self-evaporation Water Tray

- With hot condenser pipe to evaporate the water automatically. Convenient for users.

4 Universal Casters

- Easy move and stop anywhere. Endure at least 4 km outdoor moving for events.





▲ CF-50A



▲ CF-77A

Model	Door Type	Temperature	Capacity	Dimensions(WxDxH)		Weight Net/Gross	Loading 20'FT/40'GP/40'HQ
				Exterior	Packing		
CF-50A	Glass Lid	≤ -18 °C (≤ -0.4 °F)	50 L (1.8 Cu.Ft)	448x448x875 mm (17.6"x17.6"x34.4" inch)	460x460x925 mm (18.1"x18.1"x36.4" inch)	23 / 26 kg (50.6 / 57.2 lbs)	120 / 250 / 375
CF-77A	Glass Lid	≤ -18 °C (≤ -0.4 °F)	77 L (2.7 Cu.Ft)	448x448x1100 mm (17.6"x17.6"x43.3" inch)	460x460x1150 mm (18.1"x18.1"x45.3" inch)	27 / 30 kg (59.4 / 66 lbs)	120 / 250 / 250



Can Freezer



Injection Plastic (ABS) Door Frame

- Integrated design. Elegant, fashionable and strong.

Transparent Low-E Glass Door

- Safety tempered glass with flip-flop design. Clear display and easy access of inside goods.



No Frost Design

- Special technology to ensure no frost / ice built up around the frames.

Static Cooling

- Fast cooling. Even inside temperature. Inside fan & shelf dividers are optional.



Injection Plastic (ABS) Top / Bottom Frame

- Integrated design. Elegant, fashionable and strong.

Inside Drainage Hole

- Easy clean and dry. Any inside water will go through the hole to bottom tray smoothly.



Self-evaporation Water Tray

- With hot condenser pipe to evaporate the water automatically. Convenient for users.

4 Universal Casters

- Easy move and stop anywhere. Endure at least 4 km outdoor moving for events.





Model	Door Type	Temperature	Capacity	Dimensions(WxDxH)		Weight Net/Gross	Loading 20'FT/40'GP/40'HQ
				Exterior	Packing		
CF-50B	Glass Lid	≤ -18 °C (≤ -0.4 °F)	50 L (1.8 Cu.Ft)	448x448x850 mm (17.6"x17.6"x33.5" inch)	460x460x890 mm (18.1"x18.1"x35.0" inch)	21 / 24 kg (46.3 / 52.9 lbs)	120 / 315 / 390
CF-77B	Glass Lid	≤ -18 °C (≤ -0.4 °F)	77 L (2.7 Cu.Ft)	448x448x1065 mm (17.6"x17.6"x41.9" inch)	460x460x1115 mm (18.1"x18.1"x43.9" inch)	25 / 28 kg (55.1 / 62 lbs)	120 / 250 / 250
CF-85B	Glass Lid	≤ -18 °C (≤ -0.4 °F)	85 L (3 Cu.Ft)	565x565x840 mm (22.2"x22.2"x33.1" inch)	580x580x890 mm (22.8"x22.8"x35.0" inch)	26 / 29 kg (57.3 / 63.9 lbs)	80 / 160 / 240



Upright Freezer



Illuminated Light-box

- With bright LED inside. Awesome for display and advertising with your logo.



Heavy Duty Shelves

- Adjustable for merchandising. 30 kg Load endurance / shelf.



Metal Handle

- Could be accessed from either side, suitable for left or right-handed. Could be any color, length and logo.



Inside Drainage Hole

- Easy clean and dry. Any inside water will go through the hole to bottom tray smoothly.



Universal Casters with Lock

- Easy move and stop anywhere.



Dynamic Cooling

- Hidden behind light-box for bigger inside capacity. Fast cooling. Even inside temperature.



FBI Lighting System

- Full length on doorframe. Brighter illumination. Instant replacement.



Three Layers Glass Door

- Self-closing. Safety tempered glass. No condensation design.



Digital Temperature Controller

- With LED readout for inside temperature and automatic defrost timer.



Self-evaporation Water Tray

- With hot condenser pipe to evaporate the water automatically. Convenient for users.





▲ FSL-160



▲ FS-300 / FS-600



Model	Cooling System	Temperature	Capacity	Dimensions(WxDxH)		Weight Net/Gross	Loading 20'FT/40'GP/40'HQ
				Exterior	Packing		
FSL-160	Dynamic Cooling	≤ -18 °C (≤ -0.4 °F)	160 L (5.7 Cu.Ft)	440x510x1880 mm (17.3"x20.0"x74" inch)	500x550x2000 mm (19.7"x21.7"x78.7" inch)	62 / 65 kg (136.4 / 143 lbs)	44 / 96 / 120
FS-300	Dynamic Cooling	≤ -18 °C (≤ -0.4 °F)	300 L (10.6 Cu.Ft)	580x610x1980 mm (22.8"x24"x77.95" inch)	625x630x2025 mm (24.6"x24.8"x79.7" inch)	105 / 110 kg (231 / 242 lbs)	27 / 57 / 75
FS-600	Dynamic Cooling	≤ -18 °C (≤ -0.4 °F)	600 L (21.2 Cu.Ft)	700x820x2060 mm (27.6"x32.3"x81.1" inch)	745x840x2110 mm (29.3"x33.1" x83.1" inch)	138 / 144 kg (334 / 317 lbs)	18 / 41 / 41



Chest Freezer

Heavy Duty Basket

- 30 kg load endurance / piece.

Self-evaporation Water Tray

- With hot condenser pipe to evaporate the water automatically. Convenient for users.

Universal Casters with Lock

- Easy move and stop anywhere.

Transparent Glass Doors

- Heat-reflective. Safety tempered glass. No condensation design.

Static Cooling

- Fast cooling. Even inside temperature.

Inside Drainage Hole

- Easy clean and dry. Any inside water will go through the hole to bottom tray smoothly.





Model	Door Type	Temperature	Capacity	Dimensions(WxDxH)		Weight Net/Gross	Loading 20'FT/40'GP/40'HQ
				Exterior	Packing		
FCG-300C	Curved Glass Door	≤ -18 °C (≤ -0.4 °F)	300 L (10.6 Cu.Ft)	1205x625x865 mm (47.4"x24.6"x34.1" inch)	1255x675x975 mm (49.4"x26.6"x38.4" inch)	60 / 70 kg (132 / 154.3 lbs)	27 / 56 / 74
FCG-350C	Curved Glass Door	≤ -18 °C (≤ -0.4 °F)	350 L (13.8 Cu.Ft)	1325x625x865 mm (52.2"x24.6"x34.1" inch)	1375x675x975 mm (54.1"x26.6"x38.4" inch)	64 / 74 kg (141 / 163.1 lbs)	24 / 50 / 66



LCD Cooler

Dynamic Cooling

- Fast cooling. Even inside temperature.

Heavy Duty Shelves

- Adjustable for merchandising. 30 kg Load endurance / shelf.

Inside Drainage Hole

- Easy clean and dry. Any inside water will go through the hole to bottom tray smoothly.

Universal Casters with Lock

- Easy move and stop anywhere.

Adjustable Legs

- Stable and fit for uneven counters.

Digital Temperature Controller

- With LED readout for inside temperature and automatic defrost timer.

Double Layers Glass Door

- Self-closing. Safety tempered glass.

Vertical LED Light (Spec: 2835, 25 Lumen)


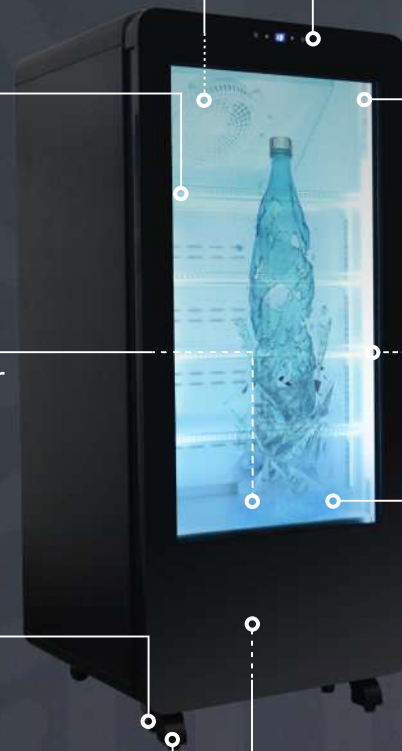
- Extra big and bright for attraction. Full illumination for each layer.

Transparent LCD Display

- Display Resolution: 1920*1080 Pixel
Transmittance: 83%
Viewing Angle: L(88), R(88), U(88), D(88)
Support Media: Video, Audio, Image
Input: USB, SD, VGA, HDMI
Control: Remote or Automatic
Supported Format: MPG, MPEG1, MPEG2, MPEG4, AVI, MP4, DIV, TRP, WMV, RM, RMVB, MKV, TS

Self-evaporation Water Tray

- With hot condenser pipe to evaporate the water automatically. Convenient for users.





▲ TLCD-21.5



▲ TLCD-32



▲ TLCD-44

Model	Cooling System	Temperature	Capacity	Dimensions(WxDxH)		Weight Net/Gross	Loading 20'FT/40'GP/40'HQ
				Exterior	Packing		
TLCD-21.5	Dynamic Cooling	2 ~ 8 °C (35 ~ 46 °F)	30 L (1.06 Cu.Ft)	385x430x600 mm (15.2"x16.9"x23.6" inch)	450x490x650 mm (17.7"x19.3"x25.6" inch)	28 / 32 kg (61.7 / 70.5 lbs)	174 / 336 / 496
TLCD-32	Dynamic Cooling	2 ~ 8 °C (35 ~ 46 °F)	120 L (4.2 Cu.Ft)	500x520x900 mm (19.7"x20.5"x35.4" inch)	550x570x980 mm (21.7"x22.4"x38.6" inch)	40 / 44 kg (88 / 96.8 lbs)	80 / 168 / 168
TLCD-44	Dynamic Cooling	2 ~ 8 °C (35 ~ 46 °F)	300 L (10.6 Cu.Ft)	640x630x1450 mm (25.2"x24.8"x57.1" inch)	690x725x1600 mm (27.2"x28.5"x63.0" inch)	68 / 75 kg (149.6 / 165 lbs)	27 / 54 / 54



Cardboard Cooler



Instant Installation

- Foldable cardboard stand, easy to set up and change without any tool.



Strong and Heavy Duty

- Durable PP showcase body.




Dynamic Cooling

- Removable cooling unit. Fast cooling. Even inside temperature



Universal Casters with Lock

- Easy move and stop anywhere.



Advertising Printing

- 4C CMYK offset printing on body for attractive promotion.



Waterproof

- With glossy lamination to protect this refrigerated cardboard chiller from moisture.



Digital Temperature Controller

- With LED readout for inside temperature and automatic defrost timer.



Self-evaporation Water Tray

- With hot condenser pipe to evaporate the water automatically. Convenient for users.





▲ Freshbox-3



▲ Freshbox-4

Model	Cooling System	Temperature	Capacity	Dimensions(WxDxH)		Weight Net/Gross	Loading 20'FT/40'GP/40'HQ
				Cooling unit	Cardboard		
Freshbox-3	Dynamic Cooling	2 ~ 8 °C (35 ~ 46 °F)	240 L (8.8 Cu.Ft)	430x430x520 mm (16.9"x16.9"x20.5" inch)	450x450x1600 mm (17.7"x18.3"x63" inch)	40 / 42 kg (88 / 92.4 lbs)	65 / 130 / 130
Freshbox-4	Dynamic Cooling	2 ~ 8 °C (35 ~ 46 °F)	320 L (11.3 Cu.Ft)	430x430x520 mm (16.9"x16.9"x20.5" inch)	450x450x1800 mm (17.7"x18.3"x70.9" inch)	41 / 43 kg (90.2 / 94.6 lbs)	65 / 130 / 130





Procool Refrigeration Limited

528300 Wusha Industrial Park, Shunde, Guangdong, China

Phone: +86 757 2220-4899

Mobile: +86 189-2310-9930

Email: sales@procoolmfg.com

Web: www.procoolmfg.com